



National Marine Manufacturers Association

nmma.org

ECONOMIC SIGNIFICANCE OF RECREATIONAL BOATING IN TEXAS



CONGRESSIONAL DISTRICT 7

Number of Recreational Boats*	10,242
Recreational Boating Industry Businesses	43
Total Jobs	1,019
Annual Recreational Boating-Related Spending	\$53.4 MILLION



RECREATIONAL BOATS IN TX-7

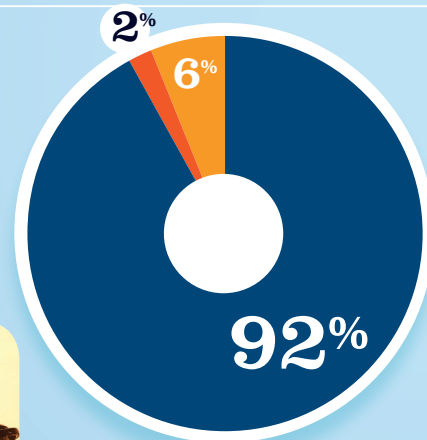
TOTAL BOATS*	10,242
REGISTERED BOATS	10,242
Power boats	7,422
PWCs	2,391
Sailboats	395
Other Boats	34
HOUSEHOLDS PER BOAT	27.4



* Total boats are registered boats as reported by states to the USCG.

RECREATIONAL BOATING CREATES JOBS IN TX-7

TOTAL BOATING JOBS	537
Boat Building	-
Motor / Engine Mfgr.	1
Accessory / Supplies Mfgr.	33
Dealers / Wholesalers	8
Boat Services	495

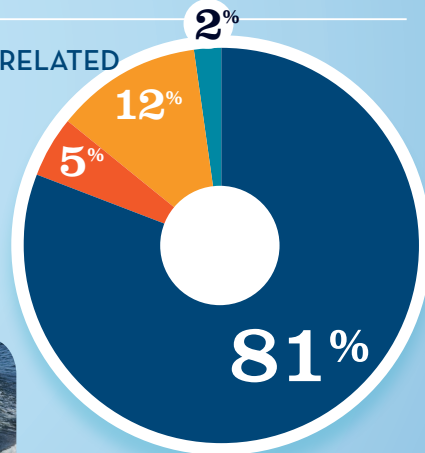


● BOAT BUILDING †
● MOTOR/ENG. MFGR. †
● ACC./SUPPLIES MFGR.
● DLRS/WHOLESALERS
● BOAT SERVICES † 0%



RECREATIONAL BOATING-RELATED BUSINESSES IN TX-7

TOTAL BUSINESSES	43
Boat Building	-
Motor / Engine Mfgr.	1
Accessory / Supplies Mfgr.	5
Dealers / Wholesalers	2
Boat Services	35

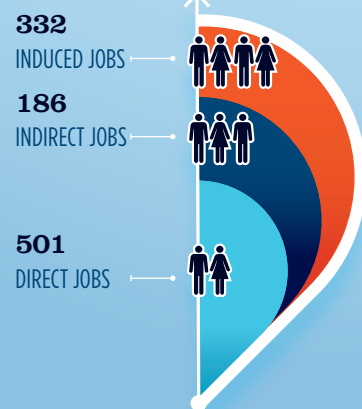


● BOAT BUILDING †
● MOTOR/ENG. MFGR.
● ACC./SUPPLIES MFGR.
● DLRS/WHOLESALERS
● BOAT SERVICES † 0%



ESTIMATED JOBS IMPACT OF RECREATIONAL BOATING-RELATED SPENDING IN TX-7

EST. TOTAL JOBS	1,019
EST. TOTAL LABOR INCOME	\$42.3 MILLIONS
Est. Direct Income	\$17.4
Est. Indirect Income	\$10.3
Est. Induced Income	\$14.6



RECREATIONAL BOATING INDUSTRY SALES IN TX-7

Boat Building	\$0.0	\$0.0 MILLION
Motor / Engine Mfgr.	\$0.6	
Accessory / Supplies Mfgr.	\$7.4	\$0.6 MILLION
TOTAL MFGR. SALES	\$8.0	
Dealers / Wholesalers	\$3.8	\$7.4 MILLION
Boat Services	\$145.1	\$3.8 MILLION
TOTAL RETAIL & SERVICES SALES	\$148.9	\$145.1 MILLION

● BOAT BUILDING
● MOTOR/ENG. MFGR.
● ACC./SUPPLIES MFGR.
● DLRS/WHOLESALERS
● BOAT SERVICES

Source: NMMA's Center of Knowledge; Recreational Marine Research Center at Michigan State University